



Art &  
Architecture at  
the

Brookfield  
Zoo  
Chicago  
Zoological  
Society

Carla Owens  
2016


# *What is Art Deco?*

- ◉ *Art Deco is a style connected with the late 1920s and early 1930s emphasizing geometric patterns, metals, new materials and styles. A decorative approach to modernism. Modernism was a movement that had a philosophical goals to revitalize the way modern civilization viewed life, art, politics, and science.*
- ◉ *The springboard for Art Deco was the Paris Exposition Internationale des Arts Decoratifs of 1925.*

# *Elements of Art Deco Style . . .*

- *geometric and angled shapes*
- *chrome, metal, glass, shiny fabrics, mirror tiles*
- *stylized images of aeroplanes, cars, cruise liners, skyscrapers*
- *nature motifs - flora & fauna, animals, sea shells,*
- *High contrasts - polished wood and black lacquer mixed with luxurious fabric and furs*





*Feathers & Scales formerly Aquatic Bird House*



*Repetitive  
geometric  
shapes and  
vertical lines  
in combed  
concrete gives  
the work a  
rhythm.*

*Feathers &  
Scales: was  
Aquatic Bird  
House*







*South Gate entrance, completed 1927*



# *Nature Motifs*









*Reptiles & Birds, formerly Perching Bird House*



# *Naturalistic rockwork fabrications*





GUIDE BOOK




BROOKFIELD ILLINOIS

CHICAGO  
ZOOLOGICAL PARK

25¢

# GUIDE BOOK



# Guide Book

Chicago  
Zoological  
Park



*WPA Wayfinding Signs Discovery Center*





A\*\*  
RK

PROG  
W







*Industrial  
elements  
Reinforced  
concrete  
Handmade  
steel girders  
Pachyderm  
House  
Building was  
cutting edge  
architecture  
1932*



*Pachyderm  
House  
Interior  
Handmade  
steel  
girders  
Decorative  
Stylized  
elements on  
HVAC,  
signage,  
plaques*











*North Gate  
Aluminum  
Animal theme  
Nature motif*



*Pachyderm House  
Art Deco  
elements  
Decorative  
fountain plaques*




*Works Progress  
Administration  
Signage*





*Naturalistic art motif appears  
in graphic art*



*Works Progress  
Administration  
Stone Fountain  
Frieze 1934*

*Stylized  
animals  
Nature motifs*

*Louise  
Pflasterer Ross,  
Sculptor*

*Inlaid formica  
tables  
Discovery  
Center*



# *Art Deco color palette*



# *Lesson Activities*

## *1. Treasure hunt for art deco motifs all through the zoo*

*Feathers & Scales formerly Aquatic Bird House  
Exterior*

*A. Palladian curved arches*

*B. Combed concrete niches*

*Interior*

*A. Combed aluminum decorative elements*

*B. Art Deco light fixtures*

*C. Art Deco fluted pilasters*

*D. Art Deco coffered ceiling with beautiful horizontal lines*

*Discovery Center*

*A. In the Lobby Inlaid formica tables mounted towards ceiling*

*B. WPA way finding signs in the lobby & the Founder's Room*

*C. WPA Photographs featuring the stone carvers*

*D. Stone themed animal frieze carved by Louise Pflasterer*

*Ross 1934*



## *Treasure Hunt Activity (continued)*

### *1. Treasure hunt for art deco motifs all through the zoo*

#### *Pachyderm House*

- A. Beautiful Art Deco block stylized lettering & vertical lines of the Doric columns on each end of the building*
- B. Combed aluminum entrance on each end of the building*
- C. Soaring rounded cathedral like steel girders*
- D. Find the fountain plaques, & original exhibit signs*

#### *Reptiles & Birds Building formerly Perching Bird House*

##### *A. Exterior Front of the building--triangle*

*Striking blue & white terracotta bas relief featuring a big peacock and many other birds*

##### *B. Interior*

*Aluminum jewel box exhibits*

*Compass made by WPA with animal motif on the terrazzo floor*


## *Lesson Activities Continued*

*2. Show students stylized animals on the inlaid formica tables or animals on the Stone Frieze in the Discovery Center and ask them to draw their own animal (in this style) not featured on these items. (Cows, cats, dogs, pigs, horse*

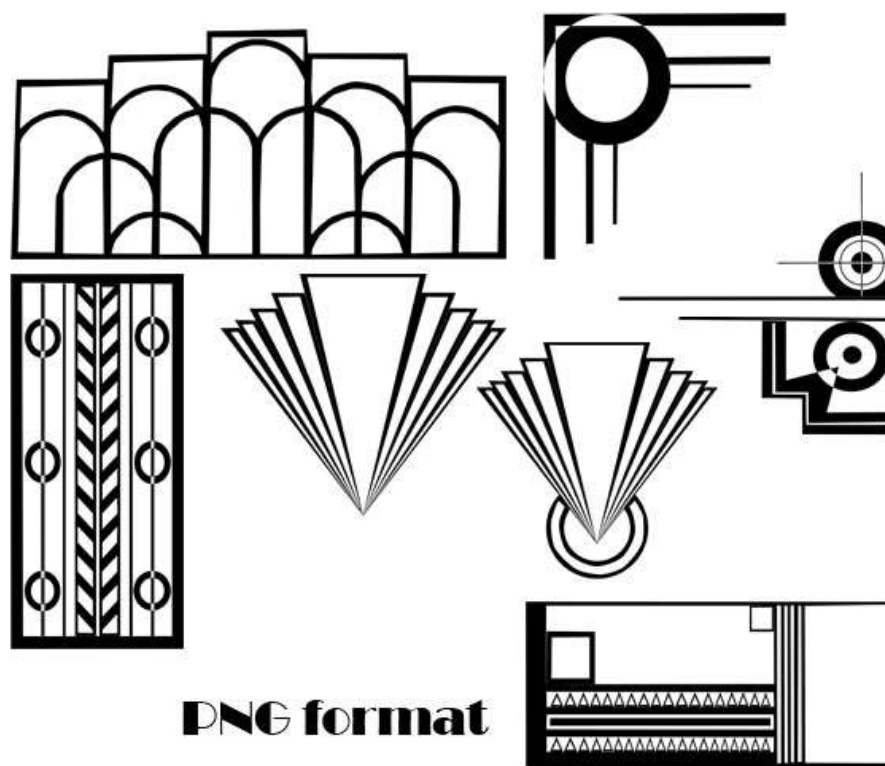
*3. Students can draw/cut out art deco borders and create their own Art Deco borders and make a picture frame.*

*4. Students can work with art deco worksheets to create examples of Art Deco alphabet fonts and add missing Art Deco elements to a hotel building.*

*Lesson activity*  
*Art Deco borders for picture frames*



*Lesson activity*  
*Art Deco borders for picture frames*




**PNG format**

**Art Deco Elements**  
by Nalamom3507



*Lesson activity*  
*Art Deco border for picture frames*



# *Art Deco Worksheets*

- *World Association of Technology Teachers*
  - *Links to Art Deco Worksheets with activities relating to identifying Art Deco style. Creating art deco alphabet & adding art deco elements to a hotel building that are missing.*
  - *<http://www.technologystudent.com/prddes1/deco1.html>*
  - *<http://www.technologystudent.com/prddes1/deco2.html>*

